


Coil Coating System Color Card



■ Meets LEED 2009 ◆ Meets ENERGY STAR • Meets LEEDv4 All Steep Slope Roof Requirements



Galvalume 01
SR .64 TE .86 SRI 77 ■ ◆



Gold 41
SR .53 TE .87 SRI 62 ■ ◆




Hawaiian Blue 27
SR .31 TE .86 SRI 31 ■ ◆




Ash Gray 92
SR .46 TE .86 SRI 52 ■ ◆



Saddle Tan 46
SR .47 TE .86 SRI 53 ■ ◆



Polar White 49
SR .64 TE .86 SRI 77 ■ ◆



Cocoa Brown 08
SR .35 TE .86 SRI 37 ■ ◆



Crimson Red 84
SR .31 TE .86 SRI 31 ■ ◆



Charcoal 97
SR .35 TE .86 SRI 37 ■ ◆



Desert Sand 55
SR .42 TE .87 SRI 47 ■ ◆



Light Stone 38
SR .56 TE .86 SRI 65 ■ ◆



Burnished Slate 07
SR .34 TE .86 SRI 35 ■ ◆



Evergreen 21
SR .35 TE .86 SRI 37 ■ ◆



Rustic Red 87
SR .31 TE .87 SRI 32 ■ ◆



Colony Green 26
SR .35 TE .86 SRI 37 ■ ◆

Valspar's WeatherXL™ coating is a unique silicone-modified polyester (SMP) resin system for pre-painted metal products designed especially for the residential, agricultural and commercial construction industry. This two-coat system has proven durability and is highly resistant to stains, abrasions and metal marking. These outstanding features allow the product to endure the physical stresses of fabrication, transit and construction while minimizing cracking and marring.

The combination of ceramic, inorganic pigments and other enhancements make WeatherXL the most durable SMP coatings on the market. WeatherXL is recognized for its superior weatherability, remarkable color and gloss retention, as well as superior chalk resistance. WeatherXL coatings are available in a wide pallet of colors from bright white to jet black, all of which are available in Solar Reflective (SR) formulations to meet ENERGY STAR and LEED qualifications which means while looking beautiful, you also save energy and cooling costs.

Steel Building Trim Catalog



Residential



Agricultural



Commercial

Standard length 10'-2"

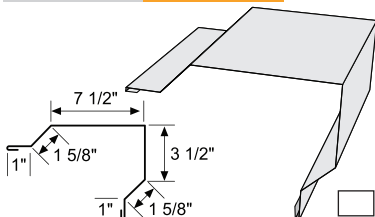
All color metal trims come with Protective Film.

Finishes:

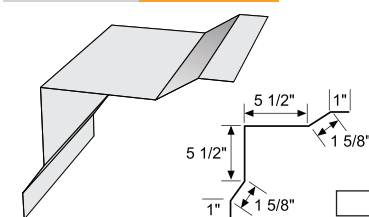
* Galvalume

* Painted

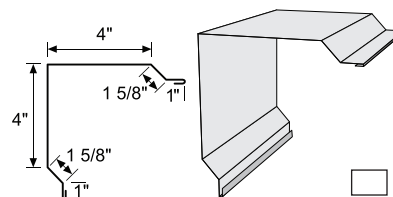
RP Outside Corner w/Hem
005NR T5 005QD T6 17 1/4"



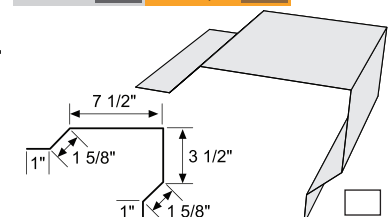
RP Inside Sculptured Corner
005NS T7 005QE T8 16 1/4"



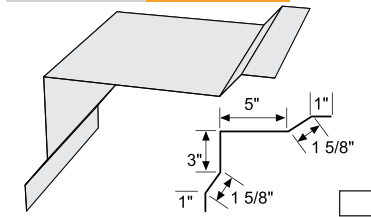
RPN Outside Corner w/Hem
005PO T1 005RG T2 14 1/4"



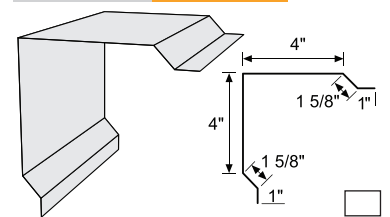
RP Outside Sculptured Corner
005NP T3 005QB T4 16 1/4"



RP Inside Sculptured Corner
005NT T9 005QF T10 13 1/4"



RP Outside Sculptured Corner
005NQ T11 005QC T12 13 1/4"



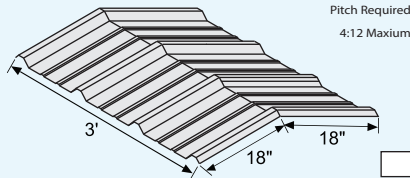
PBR Formed Ridge

- A** 005NZ T13 **A** 005QL T14 36" **C** 005O1 T17 **C** 005QN T18 36"
- B** 005O0 T15 **B** 005QM T16 36" **D** 005O2 T19 **D** 005QO T20 36"

Pitch Available

- A** 1:12 < 4.76°
- B** 2:12 < 9.46°
- C** 3:12 < 14.04°
- D** 4:12 < 18.43°

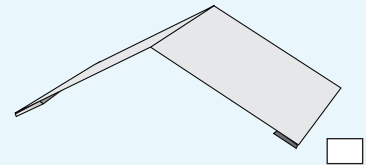
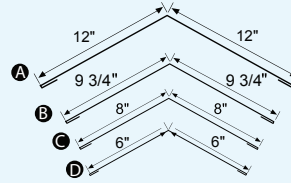
Pitch Required
4:12 Maximum



AP Ridge Roll Profile

- A** 005NV T21 **A** 005QH T22 25" **C** 005NX T25 **C** 005QJ T26 17"
- B** 005NW T23 **B** 005QI T24 19 1/2" **D** 005NU T27 **D** 005QG T28 13"

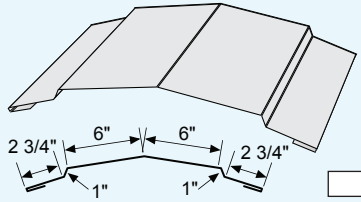
Pitch Required



Sculptured Ridge Roll

- 005NY T29 **005QK T30** 20 1/2"

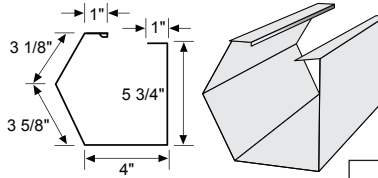
Pitch Required



Utility Gutter Profile

- 005OG T31 **005R3 T32** 19"

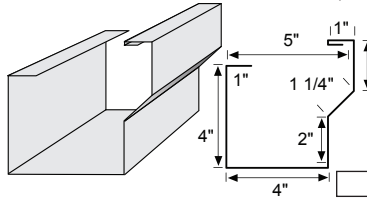
Pitch Required



Residential Gutter Profile

- 005OH T33 **005R4 T34** 15 3/4"

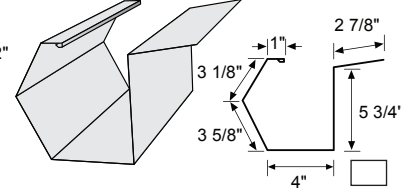
Pitch Required



Sculpted Gutter

- 005OI T35 **005R5 T36** 20 7/8"

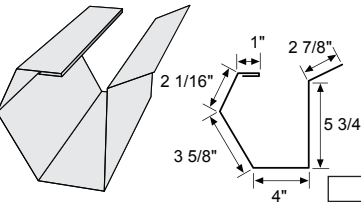
Pitch Required



Sculpted Gutter

- 005OJ T37 **005R6 T38** 17 13/16"

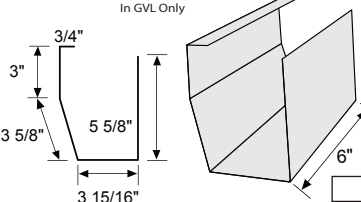
Pitch Required



Gutter Splice

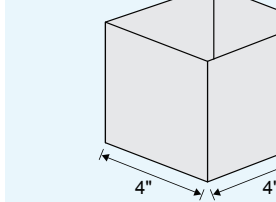
- 005OK T39 **005R7 T40** 16 15/16"

For 005OG / 005OI 16.938" In GVL Only



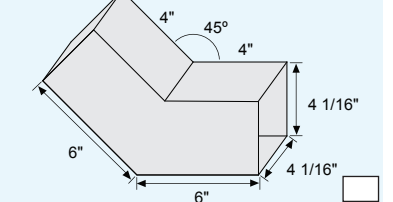
Downspout Profile

- 005OL T41 **005R8 T42**



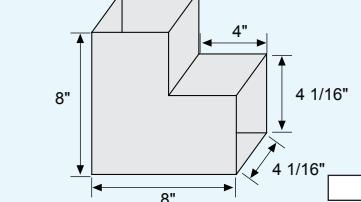
Downspout Kickout 45°

- 005OR T43 **005RE T44**



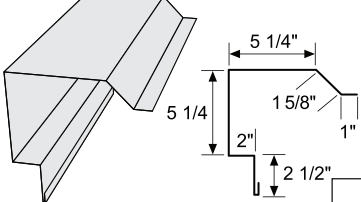
Downspout Kickout 90°

- 005OS T45 **005RF T46**



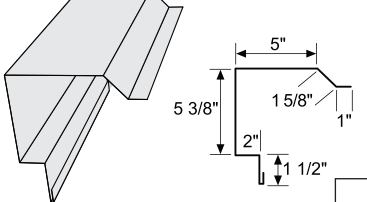
RP Sculptured Rake

- 005O3 T47 **005QP T48** 18 1/8"



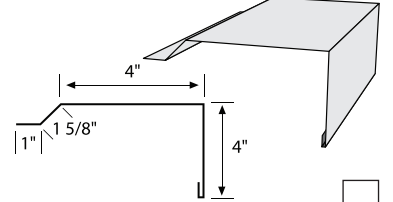
RP & AP Sculptured Rake

- 005O4 T49 **005QQ T50** 17"



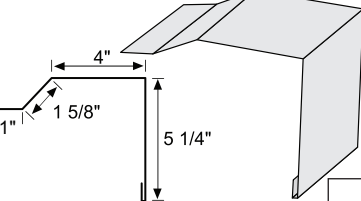
House Roof Rake

- 005O7 T51 **005QT T52** 11 1/8"



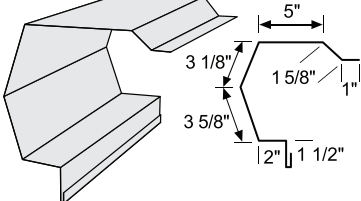
RP & AP Rake for #0800 Eave

- 005O6 T53 **005QS T54** 12 3/8"



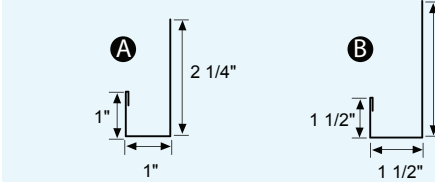
RP & AP Sculptured Rake Trim

- 005O5 T55 **005QR T56** 18 3/8"



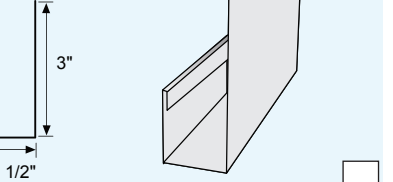
Door Head Trim

- A** 005ON T57 **A** 005RA T58 4 3/4"
- B** 005OM T59 **B** 005R9 T60 6 1/2"



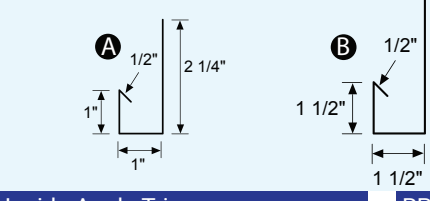
Outside Angle trim

- A** 005OF T65 **A** 005R2 T66 13" **C** 005OD T69 **C** 005R0 T70 7"
- B** 005OE T67 **B** 005R1 T68 9" **D** 005OC T71 **D** 005QZ T72 5"



Door Jamb Trim

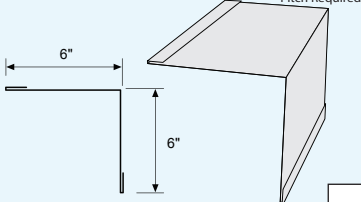
- A** 005O0 T61 **A** 005RB T62 4 1/4"
- B** 005OP T63 **B** 005RC T64 6 1/2"



Inside Angle Trim

- 005OB T73 **005QY T74** 13"

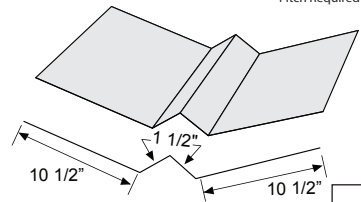
Pitch Required



RP & AP Flashing

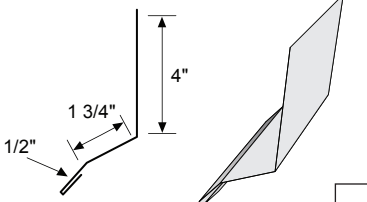
- 005O9 T75 **005QV T76** 22 1/2"

Pitch Required



Drip Flashing

- 005OA T77 **005QX T78** 6 3/4"



Sidewall to roof Transition Flashing for RP & AP

- 005O8 T79 **005QU T80** 10 5/8"

